

WILL MY SOFA FIT?

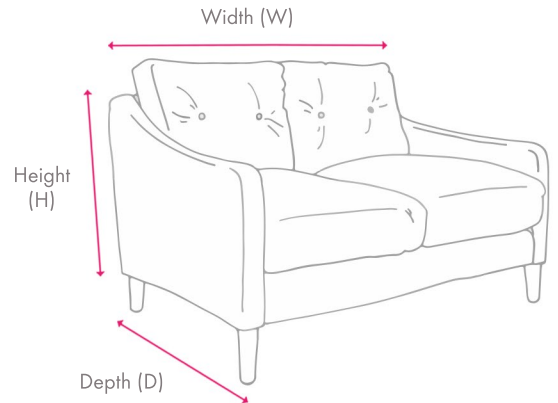
Before you buy your sofa, it's important to make sure that it will fit. Here is a useful guide to ensure your sofa makes it safely into its new home.

UNDERSTANDING THE SOFA MEASUREMENTS

Head to our website to find full dimensions for the sofa of your choice and fill in the boxes below:

H W D

It's important that you've got enough space to manoeuvre your sofa, so we recommend adding an additional 5cm to each measurement.



DOORWAY

There are many ways to get a sofa into your home and some people have to remove windows in order to do so. If you're hoping to get your sofa through your doorways, please consider the below.

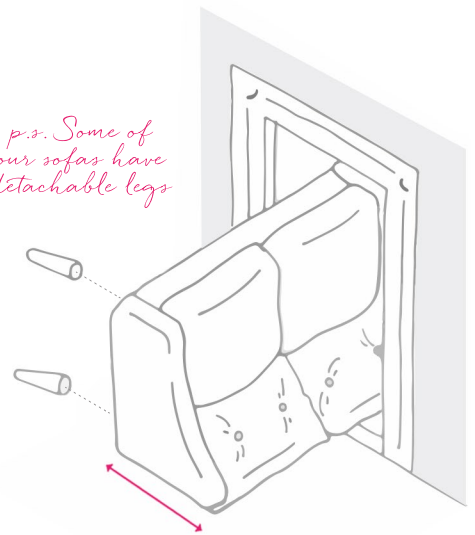
IS THE HEIGHT OF YOUR SOFA SMALLER THAN THE WIDTH OF YOUR DOORWAY?

Then try putting your sofa in sideways.

- 1 Open your door as far as possible and measure the width within the door frame. The total height of your sofa must be able to fit within this width.
- 2 Make sure there is a clear and unobstructed path either side of the doorway, with enough room for the full width of your sofa to move through.

*Don't forget about radiators and fixed furniture which may make your path smaller!

p.s. Some of our sofas have detachable legs

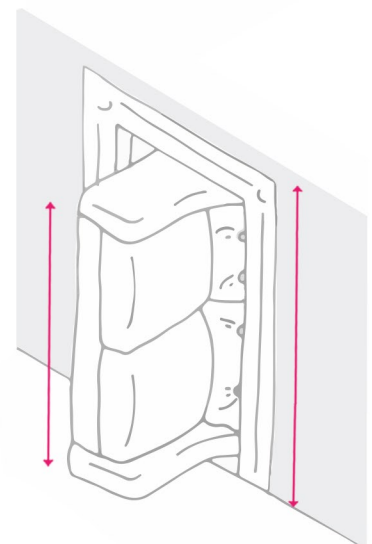


OR, IS THE WIDTH OF YOUR SOFA SMALLER THAN THE HEIGHT OF YOUR DOORWAY?

Then try putting your sofa in upright.

- 1 As well as ensuring the width of your sofa is smaller than the height of your doorway, the total height of your sofa also needs to fit through the width of your door frame.
- 2 Make sure there is a clear and unobstructed path either side of the doorway, with enough room for the full width of your sofa to move through.

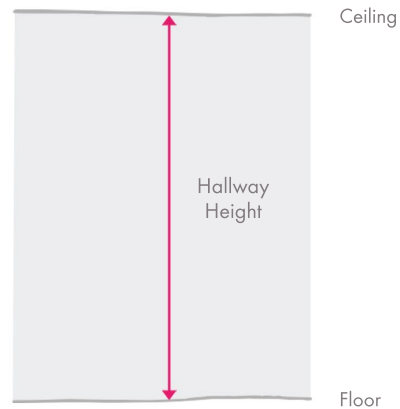
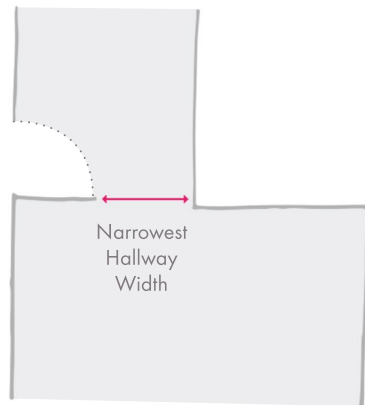
*Please take into consideration the height of your armrests as you may want to twist your sofa around the doorway.



WILL MY SOFA FIT?

HALLWAYS

Measure the width and height of your hallway at its smallest point. Don't forget about light fixtures, radiators and fixed furniture which may block your path to the room of your choice.



STAIRCASES

- 1 Make sure the width of your staircase at its narrowest point is wider than the total height of your sofa.
- 2 If manoeuvring around a corner on your staircase, make sure the total width of your sofa can pivot around the corner.

*Don't forget, your bannisters will reduce the total width available.

